

Scaled data based on original data using
LM-79-08 Approved Method: Electrical and Photometric Measurements of Solid-
State Lighting Products

Test Report Prepared for
Cooper Lighting Solutions
(formerly Eaton)

Brand: McGRAW-EDISON

Report Number: P594998

Luminaire Tested: **IST-PA1A-827-U-T4W-HSS**

Issue Date: 3/22/2022

Test Information

Test Method: LM-79-08
Report Number: P594998
TEST IS SCALED FROM IESNA LM-79-08 TEST DATA (G1-2201-510-13)
Test Lab: INNOVATION CENTER
Issue Date: 3/22/2022
Manufacturer: COOPER LIGHTING SOLUTIONS (FORMERLY EATON)
Product Line: MCGRAW-EDISON
Catalog Number: IST-PA1A-827-U-T4W-HSS
Description: IMPACT ELITE LED TRAPEZOID LUMINAIRE
(1) 80 CRI, 2700K, 350mA LIGHT ENGINE WITH 24 LEDS AND TYPE IV WIDE OPTICS WITH HOUSE SIDE SHIELD
Light Source: -
Ballast/Driver: ELECTRONIC DRIVER

Summary

Lumens per Lamp: N/A
Luminaire Lumens: 2177 lumens
Efficiency: N/A
Efficacy: 75.6 lumens/watt
Luminous Opening: Rectangular (W 0.75' x L: 0.5' x H: 0')
IES Classification: Type IV - Medium
BUG Rating: B0 - U0 - G1

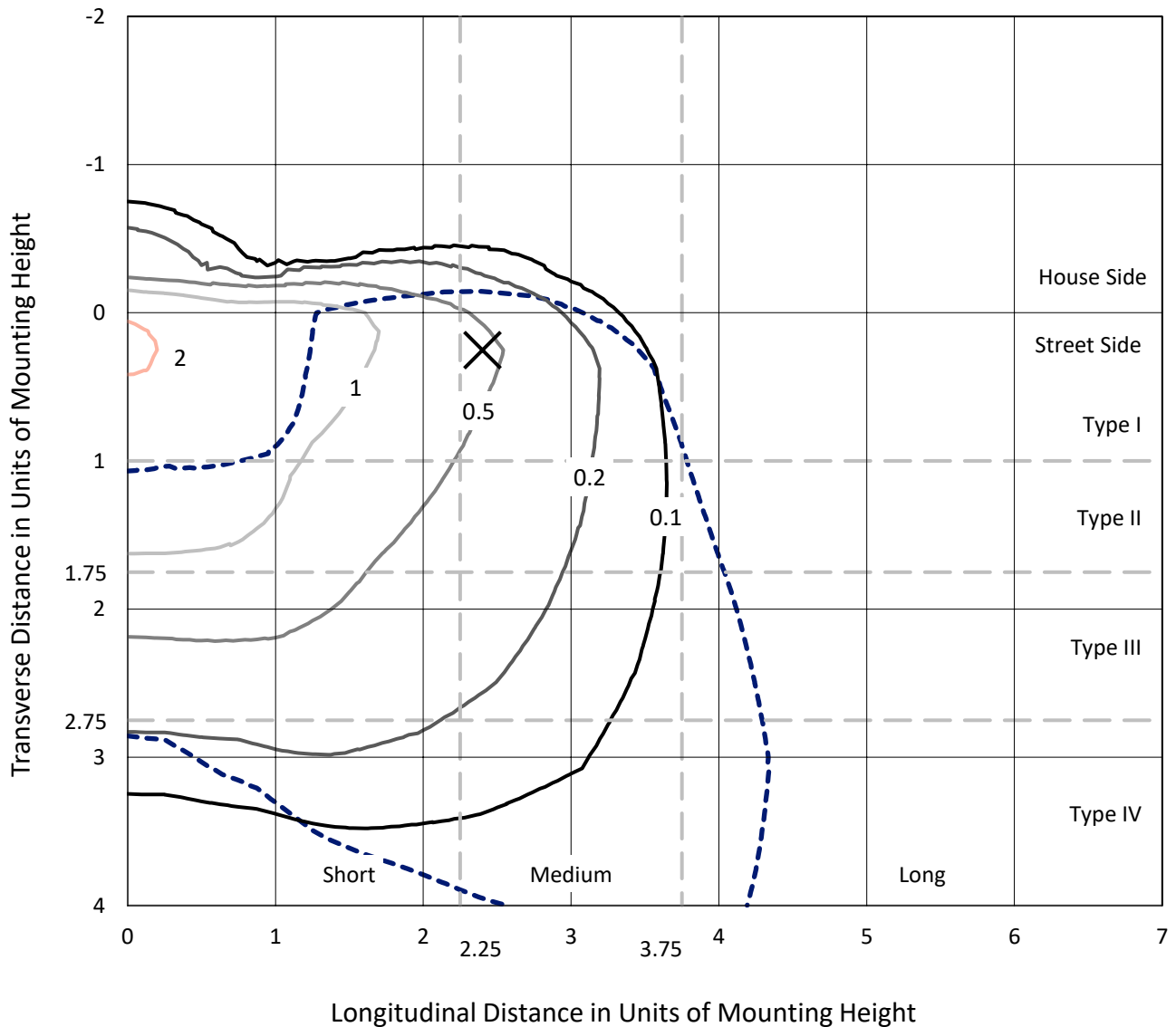
Input Watts (W): 28.8
Input Voltage (V): NR
Input Current (Ain): NR
Voltage Rise (V): NR
Power Factor: NR
Total Harmonic Distortion (THDi): NR
Frequency (hertz): 60
Stabilization Time: NR
Operation Time: NR
Ambient Temperature (°C): NR
Test Distance: 28.75 FT



REPORT NUMBER: P594998
 CATALOG NUMBER: IST-PA1A-827-U-T4W-HSS

Iso-Footcandle Lines of Horizontal Illumination

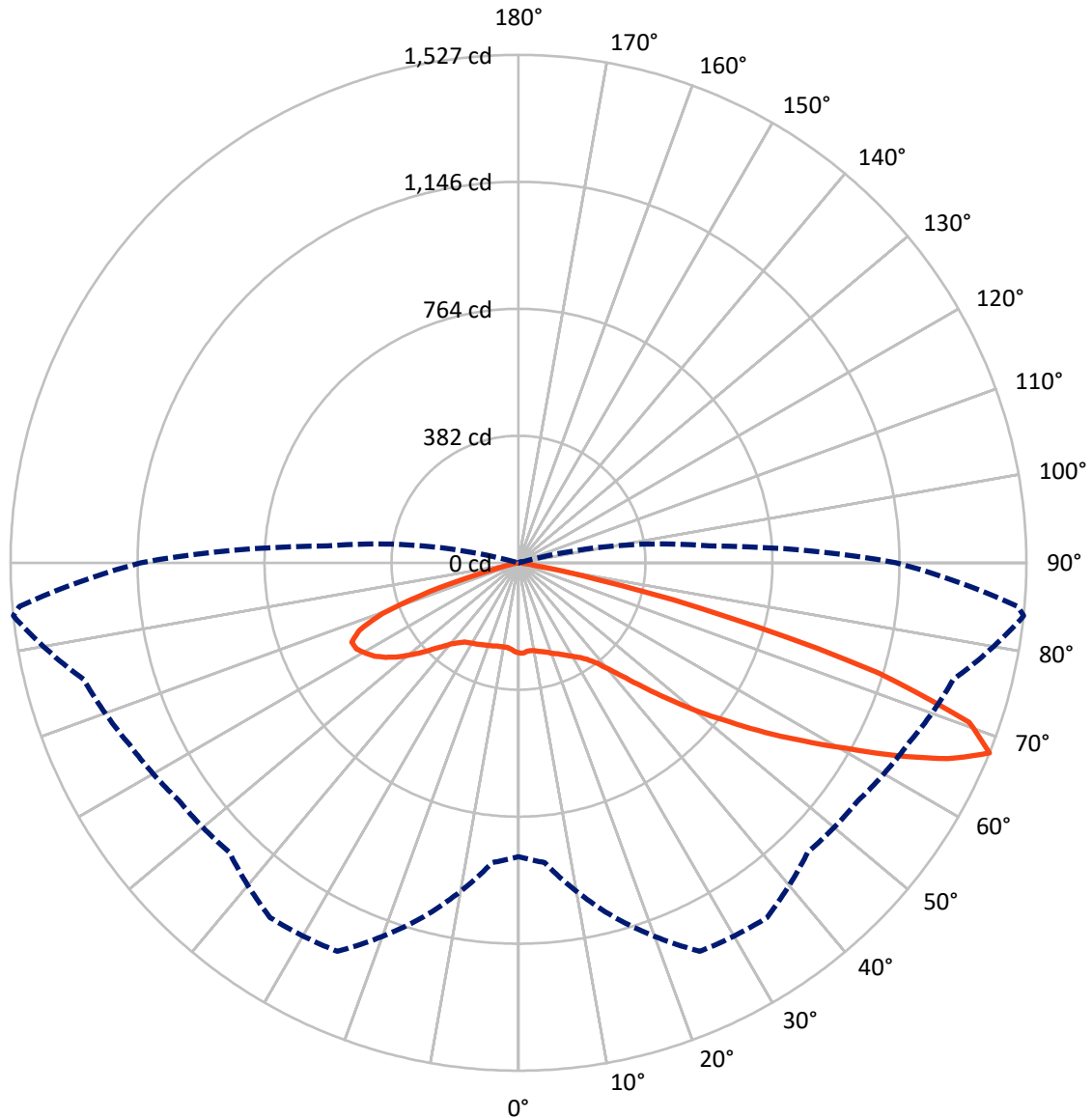
× Max cd
 - - - 1/2 Max cd



Based on 12 foot mounting height. Maximum calculated value = 2.2 fc
 Type IV - Medium - N/A

REPORT NUMBER: P594998
CATALOG NUMBER: IST-PA1A-827-U-T4W-HSS

Luminous Intensity Polar Plot



— Vertical Plane Through 84-Deg Lateral - - - Horizontal Cone Through 67.5-Deg Vertical

REPORT NUMBER: P594998
 CATALOG NUMBER: IST-PA1A-827-U-T4W-HSS

FLUX DISTRIBUTION:

		Downward	Upward	Total
House Side	Lumens	189.5	0.0	189.5
	% Fixture	8.7	0.0	8.7
Street Side	Lumens	1987.5	0.0	1987.5
	% Fixture	91.3	0.0	91.3
Total	Lumens	2177.0	0.0	2177.0
	% Fixture	100.0	0.0	100.0

ZONAL LUMENS:

Zone	Lumens	% Fixture
0°-10°	24.3	1.1
10°-20°	63.6	2.9
20°-30°	101.9	4.7
30°-40°	146.6	6.7
40°-50°	251.6	11.6
50°-60°	439.7	20.2
60°-70°	629.6	28.9
70°-80°	473.2	21.7
80°-90°	46.4	2.1
90°-100°	0.0	0.0
100°-110°	0.0	0.0
110°-120°	0.0	0.0
120°-130°	0.0	0.0
130°-140°	0.0	0.0
140°-150°	0.0	0.0
150°-160°	0.0	0.0
160°-170°	0.0	0.0
170°-180°	0.0	0.0
0°-90°	2177.0	100.0
0°-180°	2177.0	100.0

Coefficient of Utilization

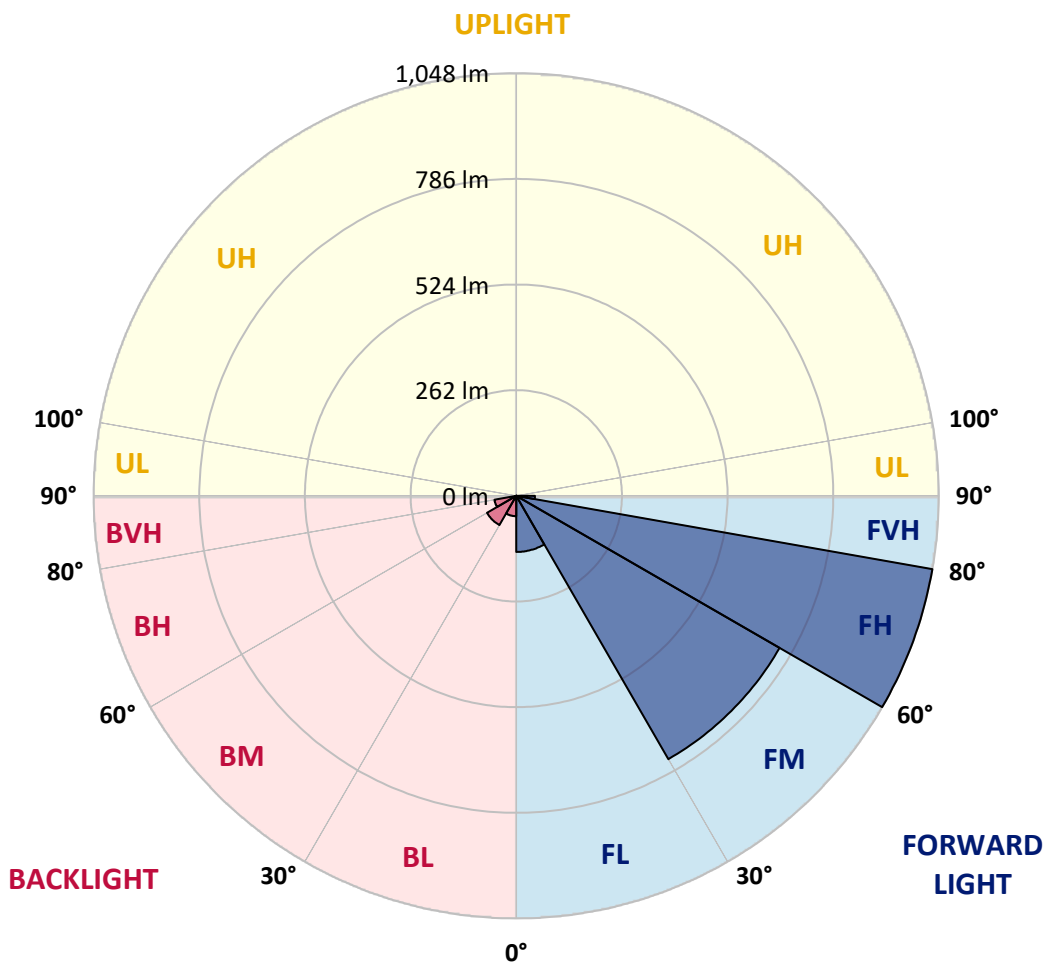


REPORT NUMBER: P594998
 CATALOG NUMBER: IST-PA1A-827-U-T4W-HSS

LUMINAIRE CLASSIFICATION SYSTEM LUMEN TABLE AND BUG RATING:

Zone	Lumens	% Fixture	Zone Rating/Lumen Limit		
			B	U	G
FL (0°-30°)	139.2	6.4			
FM (30°-60°)	754.1	34.6			
FH (60°-80°)	1047.9	48.1			G1/1800
FVH (80°-90°)	46.3	2.1			G1/100
BL (0°-30°)	50.6	2.3	B0/110		
BM (30°-60°)	83.8	3.9	B0/220		
BH (60°-80°)	54.9	2.5	B0/110		G0/110
BVH (80°-90°)	0.1	0.0			G0/10
UL (90°-100°)	0.0	0.0		U0/0	
UH (100°-180°)	0.0	0.0		U0/0	

BUG Rating: B0-U0-G1
 Type IV Medium





REPORT NUMBER: P594998
 CATALOG NUMBER: IST-PA1A-827-U-T4W-HSS

CANDELA DISTRIBUTION (FULL):

	0°	5°	15°	25°	35°	45°	55°	65°	75°	84°	85°
0°	271.2	271.2	271.2	271.2	271.2	271.2	271.2	271.2	271.2	271.2	271.2
2.5°	286.7	288.1	288.9	285.2	285.2	282.3	277.8	276.4	274.2	272.0	271.2
5°	301.4	303.6	302.8	298.4	296.2	290.3	284.5	278.6	272.7	267.6	267.6
7.5°	318.3	319.0	316.8	309.4	305.0	297.0	288.1	281.5	274.2	266.8	265.3
10°	333.0	332.2	329.3	321.9	313.9	303.6	294.0	286.7	277.8	269.0	268.3
12.5°	343.3	344.0	340.3	330.0	321.9	310.2	300.6	293.3	283.0	273.4	271.2
15°	352.1	354.3	349.9	339.6	327.8	317.5	310.2	300.6	288.9	277.8	276.4
17.5°	360.2	360.9	357.2	345.5	334.4	325.6	317.5	308.7	297.0	283.0	281.5
20°	364.6	366.8	364.6	349.9	339.6	333.0	326.4	317.5	304.3	291.1	289.6
22.5°	367.5	369.7	369.0	352.8	344.0	338.9	333.0	324.9	312.4	297.0	295.5
25°	369.0	370.5	371.9	355.8	348.4	346.2	341.1	333.7	321.9	305.8	304.3
27.5°	371.2	372.7	374.1	359.4	356.5	354.3	352.8	346.9	333.0	316.1	313.9
30°	374.9	377.1	378.5	366.0	366.0	368.3	368.3	360.2	344.7	327.1	325.6
32.5°	379.3	380.0	383.0	372.7	376.3	381.5	380.0	371.9	355.8	339.6	337.4
35°	391.0	391.0	396.2	383.0	387.4	391.8	393.2	387.4	372.7	356.5	355.8
37.5°	419.7	419.7	424.1	402.8	402.1	406.5	411.6	411.6	396.9	382.2	380.7
40°	484.4	484.4	484.4	435.1	427.1	432.2	440.3	444.7	432.2	421.9	421.9
42.5°	592.4	593.2	582.1	494.7	460.1	469.0	477.8	487.3	480.7	473.4	471.9
45°	704.2	700.5	699.0	582.1	518.9	514.5	525.6	541.7	543.9	539.5	542.5
47.5°	780.6	784.3	786.5	690.9	601.3	571.1	581.4	604.2	617.4	616.7	621.1
50°	854.8	857.1	859.3	810.7	710.0	642.4	649.0	679.9	698.3	704.2	707.1
52.5°	919.5	913.6	923.2	916.6	825.4	724.0	724.0	759.3	792.4	794.6	793.8
55°	938.6	942.3	971.0	990.8	943.8	824.0	809.3	846.8	882.0	900.4	900.4
57.5°	981.3	984.9	1019.5	1064.3	1029.8	922.5	900.4	937.2	975.4	1010.7	1015.8
60°	1037.1	1037.9	1074.6	1143.0	1095.2	1011.4	993.0	1034.9	1073.2	1133.4	1150.3
62.5°	1067.3	1070.2	1120.9	1210.6	1177.5	1089.3	1084.9	1123.1	1172.4	1278.2	1293.7
65°	1021.0	1040.1	1150.3	1251.0	1244.4	1162.1	1177.5	1208.4	1265.0	1420.1	1434.8
67.5°	883.5	904.8	1101.8	1289.3	1302.5	1230.4	1246.6	1291.5	1353.9	1527.4	1506.8
70°	813.7	831.3	984.2	1310.6	1351.0	1306.9	1314.2	1356.1	1374.5	1437.7	1415.7
72.5°	616.7	635.1	832.8	1237.8	1392.9	1387.0	1368.6	1334.1	1225.3	1131.2	1077.6
75°	272.7	294.0	554.2	967.3	1289.3	1432.6	1335.6	1142.2	879.8	642.4	595.4
77.5°	120.5	133.0	214.6	537.3	968.8	1240.0	1056.2	761.5	441.8	238.9	222.0
80°	39.0	40.4	67.6	188.2	495.4	821.0	646.8	366.0	136.0	55.9	52.2
82.5°	15.4	16.9	32.3	79.4	205.1	326.4	317.5	132.3	39.7	14.7	14.7
85°	4.4	5.1	16.2	41.9	72.8	91.9	112.5	44.1	21.3	4.4	4.4
87.5°	1.5	1.5	5.9	13.2	14.0	9.6	21.3	16.9	13.2	1.5	1.5
90°	0.0	0.0	0.0	0.0	0.0	0.0	0.0	0.0	0.0	0.0	0.0



REPORT NUMBER: P594998
 CATALOG NUMBER: IST-PA1A-827-U-T4W-HSS

CANDELA DISTRIBUTION (continued):

	90°	95°	105°	115°	125°	135°	145°	155°	165°	175°	180°
0°	271.2	271.2	271.2	271.2	271.2	271.2	271.2	271.2	271.2	271.2	271.2
2.5°	269.8	268.3	264.6	261.7	260.2	258.0	255.1	253.6	253.6	252.9	250.6
5°	264.6	262.4	255.8	251.4	247.7	239.6	233.7	226.4	219.0	216.8	219.0
7.5°	262.4	258.0	249.2	240.4	224.9	203.6	189.6	174.2	169.1	162.4	163.2
10°	263.1	258.0	245.5	225.7	195.5	163.9	141.9	121.3	111.0	105.8	106.6
12.5°	265.3	259.5	241.8	205.8	162.4	124.2	90.4	74.2	71.3	71.3	71.3
15°	269.8	260.9	235.9	182.3	127.2	82.3	63.9	62.5	64.7	66.9	67.6
17.5°	274.2	265.3	227.1	158.0	92.6	61.7	59.5	59.5	61.7	63.9	64.7
20°	279.3	269.8	214.6	132.3	66.2	58.1	57.3	56.6	58.1	60.3	61.0
22.5°	287.4	274.2	199.9	102.2	57.3	55.9	54.4	53.7	54.4	56.6	57.3
25°	294.7	280.0	184.5	75.7	53.7	52.2	51.5	50.7	50.7	52.2	52.9
27.5°	303.6	286.7	167.6	56.6	49.2	48.5	47.8	47.0	46.3	47.8	48.5
30°	314.6	292.5	149.2	47.8	44.8	44.1	43.4	42.6	41.9	42.6	43.4
32.5°	328.6	300.6	127.9	43.4	41.2	39.0	38.2	38.2	37.5	37.5	38.2
35°	346.9	309.4	105.1	40.4	37.5	35.3	33.1	32.3	32.3	32.3	33.1
37.5°	374.1	325.6	83.1	37.5	34.5	30.9	28.7	26.5	26.5	26.5	26.5
40°	411.6	343.3	64.7	35.3	32.3	27.2	24.3	21.3	19.8	19.1	19.8
42.5°	469.7	369.7	50.0	32.3	30.9	24.3	19.8	16.2	13.2	12.5	13.2
45°	533.6	398.4	39.7	30.1	27.9	20.6	15.4	11.0	8.1	7.4	8.1
47.5°	614.5	434.4	33.8	27.2	24.3	16.9	11.0	5.9	3.7	4.4	4.4
50°	692.4	469.7	30.9	25.0	21.3	14.0	6.6	2.9	1.5	2.2	2.2
52.5°	778.4	507.2	28.7	22.1	18.4	10.3	3.7	0.7	0.0	0.7	0.7
55°	865.1	541.0	26.5	19.8	14.7	7.4	1.5	0.0	0.0	0.0	0.7
57.5°	959.2	569.7	24.3	16.9	11.0	4.4	0.7	0.0	0.0	0.0	0.0
60°	1037.9	591.7	22.1	14.7	7.4	2.2	0.0	0.0	0.0	0.0	0.0
62.5°	1109.9	611.5	16.9	11.0	4.4	1.5	0.0	0.0	0.0	0.0	0.0
65°	1157.7	616.0	11.8	7.4	2.9	0.7	0.0	0.0	0.0	0.0	0.0
67.5°	1136.4	577.7	7.4	5.1	1.5	0.7	0.0	0.0	0.0	0.0	0.0
70°	998.9	485.1	5.1	2.9	0.7	0.7	0.0	0.0	0.0	0.0	0.0
72.5°	699.0	313.1	4.4	2.2	0.7	0.7	0.0	0.0	0.0	0.0	0.0
75°	369.0	113.2	2.9	1.5	0.7	0.7	0.0	0.0	0.0	0.0	0.0
77.5°	130.8	25.0	1.5	0.7	0.0	0.7	0.0	0.0	0.0	0.0	0.0
80°	28.7	5.1	0.7	0.0	0.0	0.0	0.0	0.0	0.0	0.0	0.0
82.5°	8.1	1.5	0.0	0.0	0.0	0.0	0.0	0.0	0.0	0.0	0.0
85°	2.2	0.0	0.0	0.0	0.0	0.0	0.0	0.0	0.0	0.0	0.0
87.5°	0.7	0.0	0.0	0.0	0.0	0.0	0.0	0.0	0.0	0.0	0.0
90°	0.0	0.0	0.0	0.0	0.0	0.0	0.0	0.0	0.0	0.0	0.0

(END OF REPORT)